




Project: DIY Faux- Etched Glass

From Kim at
SandandSisal.com

Customize your table with a geometric design

I wanted to personalize our outdoor patio table and was inspired by the design of a nautical compass rose. However, you can use this step-by-step tutorial to create any geometric design you desire!



Supply List:

- ScotchBlue™ Painter's Tape
- Martha Stewart Crafts Glass Paint Frost – “Sea Lavender”
- Flat-tipped paintbrush
- Ruler
- Straight razor blade
- X-Acto blade
- Chalk and string
- Rubbing alcohol

Step 1

First, clean your glass tabletop with glass cleaner and wipe well with rubbing alcohol. Use ScotchBlue™ Tape to create a giant plus sign down the middle of the table, then an “X” starting at the corners. The space between the strips of tape is the area that will be painted. Use an X-Acto blade to cut away any overlapping tape.



Get it.
Got it.





Project: DIY Faux- Etched Glass (cont.)

From Kim at
SandandSisal.com

Step 2

Paint a thin, even layer of the glass paint onto the exposed areas between the tape. This glass paint dries very quickly, which is great! It will also cure permanently in 21 days.

Measure the distance from the center to the corner. Divide that measurement by three. The first third will be where your next rows of tape will meet the "X." After taping, go ahead and fill in the areas with paint.



Step 3

Tie a piece of string to a piece of chalk. Extend the chalk-end of the string to the center of the plus sign you made and hold the other end at the center of the table. Now draw a circle. The points where the chalk line crosses the "X" are where you will start taping again. Then, paint like before.

With your straight razor blade, scrape off the excess lines on your "X" and your plus sign. The paint will peel off easily with the blade within the hour, but don't let the paint sit too long or it will be difficult to remove.

Once you remove the tape, enjoy your new table. The paint is translucent and looks and feels just like etched glass!

ScotchBlue.™ See what you can do.

sponsored by:
Scotch
blue
Painter's Tape

